





This couple loves their house in Paris, but they feel just as much at home in the very heart of Brussels. Their luxury home is on the Avenue Louise. The housefront of the stately town house belongs to a long gone past but when you walk through the front door, you enter a completely different age. This is splendid renovation work that brings old and new closer together. Or how the present and the past seem to be made for each other.

Paradise Parisian Style

MISSION ACCOMPLISHED


It is not easy to define the ambiance of the interior, but this was the whole idea. The goal was to create a cosmopolitan ensemble. In an eclectic manner, an interesting but soothing blend of sophisticated influences was created. 'Here, different styles create a delicate balance', says interior decorator Jean-Jacques Soenen. 'The wainscoting and the chandeliers are authentic accents and important elements of this elegant mix of antique and design. And we kept the colour palette uncomplicated.' With just a click of the mouse button, the information highway took the residents of this house to Marcotte Style. They immediately connected with Jean-Jacques and

their plans suddenly became more concrete... 'The creation of an interior is always a challenge. The result has to look personal and original. At the same time, you have to design a harmonious and esthetic concept.' Mission accomplished! Thanks to Jean-Jacques' know-how, knack and vision, the interior looks perfect. 'The owners reflected on the project a lot, but mostly from a distance. Actually, I had carte blanche. Before the day of my presentation of the apartment, they had only seen the simulation. They were speechless for a moment. Seeing their home in real life actually moved them.'





Black and white dominate the interior, but with the frivolous red of the lamps and the dining table, Marcotte gives a passionate response. It's all in the blend.



The paintings were made especially for this interior, so they match perfectly. Both the colour and the mood are just right. The hall, adorned with a tribute to Marilyn Monroe, has a glass door, so the light from the drawing room can penetrate it.





Pressing the button on the remote control will lift the TV in and out of the dresser. The massive standard lamps are Harlington lamps.

TRENDY GRANDEUR


Marcotte Style's Jean-Jacques certainly can say his concept is a thorough renovation. It all started with major demolition works. The floors and the kitchen had to go first. The wall to wall carpet followed and then, the parquet floor was slightly whitened and scrubbed. The wallpaper had to be removed from the walls and the stucco-work required thorough repairs. The electric had to be modernized. 'An important part of the challenge was to determine the palette. The secret lies in subtlety. The wainscoting received five layers of lacquer. At first, it looked too matte. It gave a sad impression. Now, the wainscoting has this lovely satin gloss finish. And when the sun shines on the walls, the black gets this dynamic blueish look.' For the living room window decoration, Jean-Jacques selected the Grandezza fabric from JAB's wide range of upholstery materials. Anthracite with a metal wire processed in it. A touch that reinforces the grandeur of this interior. 'Especially at night, the lighting effect is spectacular. Originally, I had installed cord tiebacks, but I removed them again. Because I wanted to create a more trendy interior.'

Modern age
meets long gone past.

'When I design an interior, I will always look for special elements. The fireplace was saved from the sledgehammer and this enormous zinc mirror is hanging in exactly the right spot.' The flowers in the wind lights are repeated in the paintings on the wall.



The housefront has a bay window. The curtains used to conceal its round shape and visually reduce the size of the room. Now, the window decoration seamlessly follows the shape of the bay window.



The wooden frames of the chairs were stained black. The charming striped fabric is non-ageing and low-maintenance. 'Our chairs not only look great, they also offer optimal seating comfort.'



Suitcases mounted on legs are used as side tables.



The southern tableware design looks charming on the table. Next to the colourful plates, trendy silver cutlery with an aged look.



The 72 square metre living room also has a writing-table in it. With an aged leather desktop.

The different accessories on the radiator cases and consoles are what dreams are made of: horses, cherubs, a globe, a boat, an oldtimer.

Different materials are stylishly combined: aged leather and nickel-plated stainless steel with both a shiny as well as a matte, brushed finish.

MODERN COSINESS


This interior looks trendy and flamboyant at the same time. Inviting too. A modern cosiness emanates from it. Jean-Jacques combined two chairs with the large couch. Here's an idea: you can also combine a new couch with the arm chairs you have at home. Just have them reupholstered. Have a look at the carpet. It has the exact same length as the couch and highlights the layout of the room. The other carpet is some fifty-five inches longer than the dining table, which is placed right in the middle of it. This brings out the parquet flooring and offers you room to move your chair when sitting at the table. Details do make a difference. The old stone mantelpiece has been painted black and perfectly matches the design of the room. A retro design element is never a bad idea, just look at the suitcase side tables in the drawing room. These are made of crocodile leather and finished on the inside with stylish velvet. A practical solution to put stuff away. And the suitcases kind of make you dream of far-away lands...



Because of the small surface, it wasn't easy to build a comfortable kitchen. Now, there are more than enough cupboards. It has all it needs, there even is a kitchen counter with three stools.

PUZZLE SOLVED!


The kitchen isn't much larger than ten square metres, but it looks bigger. The limited space was used optimally. Puzzle solved! 'It all looks simple on the blueprint, but a great deal of craftsmanship was needed to build the actual kitchen.' From the counter, you can see the drawing room through an interior window that lets in extra light. With its massive white lacquered shutters, it is possible to close off the kitchen if you want to. Marble and composite materials were used to build the kitchen. 'For the cabinets, I used a two-component varnish and I repeated the feel-and-touch in a shiny strip on the ceiling.' Since this is a second residence, Marcotte Style also selected new household effects: tableware, bed and bath linen, candles, office supplies, etc... The chairs with striped linen upholstery in the dining room were selected from Marcotte Style's own furniture collection. To make them match the interior, the oak wooden frames were stained black. The flowers and the plants were supplied by Sia. Since the owners are often away for a long time, imitation plants and flowers had to be used. But they look just like the real deal. If you don't know it, you won't see it.



The hanging lamps in the kitchen, the dressing room and the bedroom are all part of the same collection.





The alcove above the tailor-made bed seems to want to embrace the bed. Cosy! Close the sliding doors and transform the couch in the dressing room into a guest bed.



A HOMOGENOUS CONCEPT

The dressing room and the bedroom melt together. The relaxing lounge ambiance is very pleasant. And so is the spaciousness. Interior shutters will guarantee your privacy at all times and play with the sunlight. To the left and right of the bed, wall cutouts replace the bedside tables. A nice touch. Marcotte Style repeats the colour accent in the red bedside rugs as well as in the frame of the wall to wall dressing room cabinet and the headboard of the bed. It looks as if the wardrobe is reflected in the alcove above the bed. It may not be a real cabinet but the LED lights certainly give it a magical look! The black and red flower print of the bedspread is repeated on the couch pillows. And you will also find hanging lamps similar to the ones in the kitchen. The result of this red thread of objects and colours is a homogenous concept. The elements of the cabinets, wainscoting and beds were joined together with a mitre joint and received a coat of durable lacquer. The wood finishing technique reveals a high degree of craftsmanship. Only the most exquisite finish will do. Marcotte Style always dots its i's and crosses its t's. It's clear by now that Jean-Jacques knows absolutely everything there is to know about symmetry, space and relaxed lines. Just look at the interaction between the bedside rugs and the cabinets.



The bathroom floor has tiles made of imitation leather. These feel amazing when walking on them with bare feet. The numerous mirrors make the room look a lot bigger. The faucet comes with a technical novelty: if the water is cold, tepid or hot, the LED lighting will be green, blue or red. The different shades of black of the paintwork and the wall tiling bring variation and create a stylish effect that brings the bathroom to life.



A magical way to place the tailor-made cabinets of the house in the spotlights: a frame of LED lights. Extremely energy efficient. You can leave them on day and night, so to speak... 'In the kitchen, I worked with cold light and in the bedroom I used warm white light.'



This trendy interior
breathes cosiness.



*The steam shower cabin in the
bathroom has it all: steam, a rain
shower and massage jets.*

*The coloured LED lights
of the faucets indicate
whether the water is cold,
hot or tepid.*

3D FLOOR PLAN

The interior design floor plan is more than just a floor plan. You will find every little detail on it, from the arrangement of the furniture to the different colours that will be used. It comes with a digital architect's report and a detailed tender. This will allow you to click on pictures of the chosen objects; you will get access to their specification sheets and you will learn what the price for each item is. The 3D representation helps you visualize the apartment's interior. 'The pdf-file with the description of the apartment is a forty page document.'

WORKING TOGETHER

Listening – Working together with Marcotte Style will start with a nice chat. Jean-Jacques is a great listener. 'The taste and life style of the client will determine the path to follow, all the while remaining faithful to our style. From cottage to modern, the result will always look welcoming and warm.'

Budgeting – Jean-Jacques is proud to say he never exceeds the agreed budget. 'We always come to a correct and balanced financial plan, and for the agreed amount we will always supply maximum effort.'

Planning and timing – And finally, we stick to a detailed phased plan. This is a practical way of working. You will know exactly by what date the curtains will adorn your windows. In other words, a turnkey contract. Marcotte Style stands for impeccable quality and service. 'We take care of everything for you. No stress.'





Over the years, the house conquered a prominent place in the city. It would be hard to imagine the streetscape without this house front. Inside, the contrast couldn't be any more striking. The new interior is a complete breath of fresh air.

DURABLE WINDOWS

The windows are the work of Deceuninck. The balmoral colour nicely matches the brickwork of the house. Inside, the PVC windows are white. This soft white colour creates openness. It is fresh and has a nice finish. It emanates peacefulness. The decorative windows were selected from Deceuninck's zendow autentica collection. The balmoral colour was chosen among the colours of the deuctone range. This collection is composed of a.o. twenty decoroc structure colours, created following a unique process and offering a matte satin look. Interesting: Deceuninck also sells its own graffiti cleaner and cement deposit remover. UV resistant wood imitation foil is another option. The esthetic look, comfort and functionality are of great importance to Deceuninck. The product is dirt-repellent and weather and corrosion resistant. This will guarantee a very long life span. Finally, Deceuninck profiles have an excellent thermal insulation value. In other words, a good idea to considerably reduce your heating cost in winter.

The apartment has become a place to come home to.



The guest room has its own bathroom. The white leather headboard of the bed is quite impressive, since it has been fitted with a mirror and now reaches all the way up to the ceiling. Thanks to this mirror, you get the impression that the bed is standing in the middle of a huge room.

EVERYBODY HAPPY

Every project is a challenge. Jean-Jacques is passionate about his job and he has a keen sense of perfection. He will see every detail that needs attention. 'To see that the house owners are really pleased with the result gives great fulfillment.' Much like Paris, Brussels is now a place to come home to.



info

MARCOTTE STYLE

Jean-Jacques Soenen
Marcottedreef 20
2950 Kapellen (B)
telephone: 0032(0)3/230.40.11
telephone and fax: 0032(0)3/645.46.11
e-mail: info@marcottestyle.com
website: www.marcottestyle.com

Jean-Jacques Soenen made this home interior facelift possible. The house owner is absolutely overjoyed with the result.